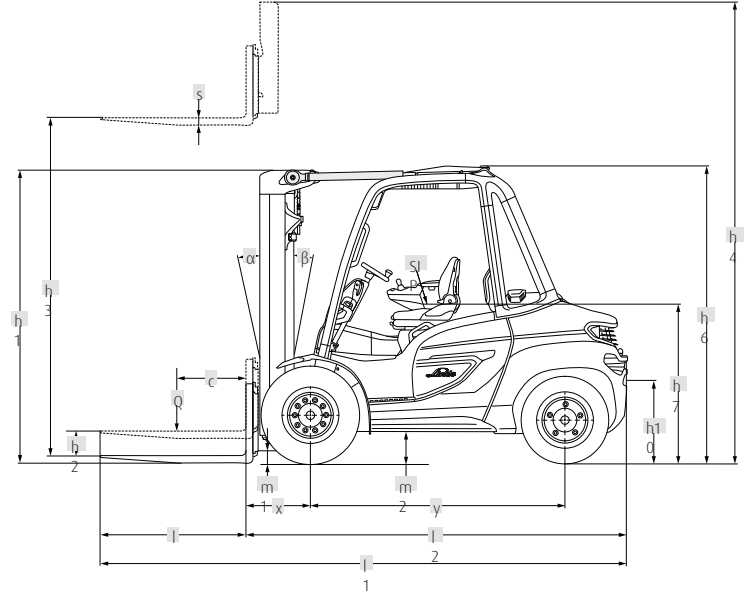
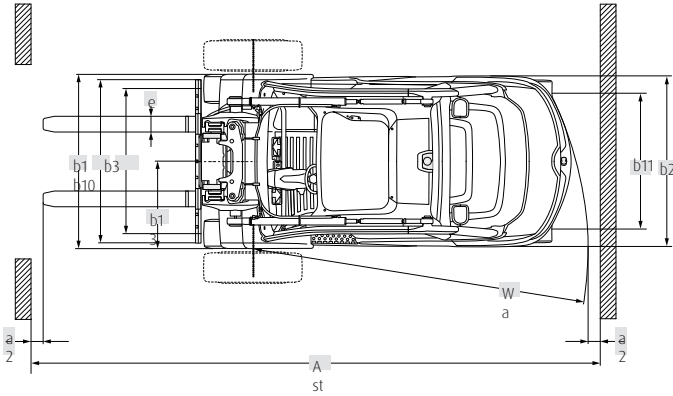
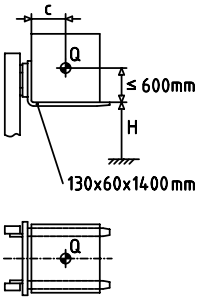


Characteristics	1.1	Manufacturer		LINDE	
	1.2	Manufacturer's type designation		H50 / 600 D	
	1.3	Power unit		Diesel	
	1.4	Operation		Seat	
	1.5	Load capacity / Load	Q (t)	4.999	
	1.6	Load centre distance	c (mm)	600	
	1.8	Axle centre to fork face	x (mm)	535	
	1.9	Wheelbase	y (mm)	2110	
	Weights	2.1	Service weight	kg	7087
2.2		Axle load with load, front / rear	kg	10767 / 1319	
2.3		Axle load without load, front / rear	kg	3079 / 4008	
Wheels / Tyres	3.1	Tyres rubber, SE, pneumatic, polyurethane		SE	
	3.2	Tyre size, front		315 / 70-15 (300-15)	
	3.3	Tyre size, rear		250 / 70-15 (250-15)	
	3.5	Wheels, number front / rear (x = driven)		2x / 2	
	3.6	Track width, front	b10 (mm)	1190	
	3.7	Track width, rear	b11 (mm)	1123	
	Dimensions	4.1	Mast / fork carriage tilt, forward / backward	a / b (°)	5.0 / 8.0 ¹⁾
4.2		Height of mast, lowered	h1 (mm)	2474 ²⁾	
4.3		Free lift	h2 (mm)	150	
4.4		Lift	h3 (mm)	2900	
4.5		Height of mast, extended	h4 (mm)	3923	
4.7		Height of overhead guard (cabin)	h6 (mm)	2455	
4.8		Seat height relating to SIP / stand height	h7 (mm)	1341	
4.12		Towing coupling height	h10 (mm)	674	
4.19		Overall length	l1 (mm)	4366	
4.20		Length to fork face	l2 (mm)	3166	
4.21		Overall width	b1 / b2 (mm)	1448 / 1410	
4.22		Fork dimensions DIN ISO 2331	s / e / l (mm)	60 × 130 × 1200	
4.23		Fork carriage to ISO 2328, class / type A, B		3 A	
4.24		Width of fork carriage	b3 (mm)	1350	
4.31		Ground clearance, below mast	m1 (mm)	202	
4.32		Ground clearance, centre of wheelbase	m2 (mm)	250	
4.34.1		Aisle width for pallets 1000 × 1200 crossways	Ast (mm)	4563 ⁴⁾	
4.34.2		Aisle width with pallet 800 × 1200 along forks	Ast (mm)	4763 ⁴⁾	
4.35		Turning radius	Wa (mm)	2828	
4.36		Minimum pivoting point distance	b13 (mm)	838	
Performance	5.1	Travel speed, with / without load	km / h	24 / 24	
	5.1.1	Travel speed, with / without load, backwards	km / h	24 / 24	
	5.2	Lifting speed, with / without load	m / s	0.5 / 0.53	
	5.3	Lowering speed, with / without load	m / s	0.54 / 0.51	
	5.5	Tractive force, with / without load	N	24903 / 24209	
	5.7	Climbing ability, with / without load	%	21.5 / 26.7	
	5.9	Acceleration time, with / without load	s	5.8 / 5.1	
	5.10	Service brake		hydrostatic	
	Drive	7.1	Engine manufacturer / type		Doosan D24
		7.2	Engine performance according to DIN ISO 1585	kW	55
7.3		Rated speed	1 / min	2300	
7.4		Number of cylinders / displacement	- / cm ³	4 / 2393	
7.5 a b		Fuel consumption according to DIN EN 16796	t / h kg / h m ³ / h	4.3 - -	
7.5.1		CO2 equivalent according to EN 16796	kg / h	13.7	
7.6		Turnover output according to VDI 2198	t / h	387.0	
7.7 a b		Turnover efficiency according to VDI 2198	t / l t / kg t / m ³	58.6 - -	
Others	8.1	Type of drive unit		hydrost. / stepl.	
	10.1	Operating pressure for attachments	bar	170	
	10.2	Oil flow for attachments	l / min	55	
	10.4	Fuel tank, capacity	l	76	
10.7	Sound pressure level LpAZ (at the driver's seat)	dB (A)	79		





H50 / 600



H (mm)	Q (kg)			
7000	2800	2570	2380	2210
6800	3160	2910	2690	2500
6700	3350	3070	2840	2640
6600	3530	3240	3000	2790
6500	3710	3410	3150	2930
6400	3900	3580	3310	3080
6300	4080	3750	3470	3220
6200	4260	3920	3620	3370
6100	4450	4080	3780	3510
6000	4630	4250	3930	3660
5900	4810	4420	4090	3800
≤ 5800	5000	4590	4250	3950
c (mm)	400 - 600	700	800	900

H = Lifting height, c = Load centre, Q = Load capacity
Load capacity for standard mast and fork carriage

TRIPLEX MAST (in mm)

Series	1534			
Lift	h3: 4075 ¹⁾	h3: 4675	h3: 5365	h3: 6315
Height measurements	h1: 2170 h2: 122 h4: 5010	h1: 2380 h2: 142 h4: 5625	h1: 2630 h2: 167 h4: 6315	h1: 2980 h2: 202 h4: 7265
Model				
H35 / 600	<input type="radio"/>	<input type="radio"/>	<input type="radio"/>	<input type="radio"/>
H40 / 600	<input type="radio"/>	<input type="radio"/>	<input type="radio"/>	<input type="radio"/>

Series	1534			
Lift	h3: 4075 ¹⁾	h3: 4675	h3: 5365	h3: 6315
Height measurements	h1: 2170 h2: 122 h4: 5010	h1: 2430 h2: 147 h4: 5630	h1: 2680 h2: 172 h4: 6320	h1: 3030 h2: 207 h4: 7270
Model				
H45 / 600	<input type="radio"/>	<input type="radio"/>	<input type="radio"/>	<input type="radio"/>

Series	1534				
Lift	h3: 3775 ¹⁾	h3: 4375	h3: 4615	h3: 5565	h3: 6015
Height measurements	h1: 2170 h2: 112 h4: 4810	h1: 2430 h2: 137 h4: 5425	h1: 2530 h2: 147 h4: 5665	h1: 2880 h2: 182 h4: 6615	h1: 3030 h2: 197 h4: 7065
Model					
H50 / 500	<input type="radio"/>	<input type="radio"/>	<input type="radio"/>	<input type="radio"/>	<input type="radio"/>
H50 / 600	<input type="radio"/>	<input type="radio"/>	<input type="radio"/>	<input type="radio"/>	<input type="radio"/>
H50 / 600 Beverage	—	—	—	<input type="radio"/>	<input type="radio"/>

- 1) Container Version
- Optional equipment
- Not available
- h1:** Height of mast, lowered
- h2:** Free lift
- h3:** Lift
- h4:** Height of mast, extended